

# Stonegate Contemporary Square Fire Pit

The Stonegate Contemporary Square Fire Pit Kit is designed and sold as a wood burning fire pit, but can easily be converted to a gas burning fire pit with additional hardware.

**Fire Pit Size:**

Inside Dimensions: 22"x22"x15"

Outside Dimensions: 44"x44"x18"



\*Fireglass NOT Included in kit.

**Basic Installation:**

**Site Selection:**

When selecting a site, be sure to select an area that is away from any structures or flammable items.

**Level Base:**

Fire Pit can be placed on a level concrete slab or crushed gravel leveling pad. Simply excavate an area the size of the fire pit and fill with approx 2" of crushed gravel. Level and compact.


**Stacking the Courses:**

Follow the course diagram below. To connect each course, you can use a small bead of masonry adhesive.

**Gas Burning Fire Pit:**

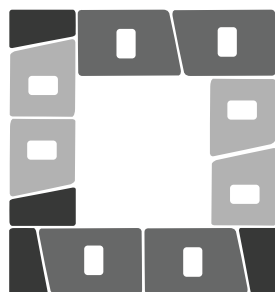
Lay out all gas lines and make all connections before beginning construction. RCP Block & Brick recommends hiring a NFI Certified Technician when making natural gas and propane connections for any fire feature.

**Course 1:**




44"x44"

**Course 2:**




40"x42"

**Course 3:**



40"x42"

**Course 4:**



44"x44"

**Pieces:**

